



Dear Parents and Carers,

It has been a short half term and students have been fully prepared in preparation for their exams after the holidays. This bulletin will give you further information about the exams including topic lists and how to support your young person revise.

The final term is approaching and before we know it our Year 8s will be moving on up into Year 9. Students have integrated into Poynton High School community well; however, we are seeing an increase in poor uniform and behaviour during social time. Our standards and expectations have been made clear to Year 8 as they have not changed from when they started back in September and as they approach

**Please note: School closes at 3.15pm on Friday 23rd May
School reopens on Monday 2nd June on a week 1 timetable**

Summer Examinations

- The Year 8 exams will take place after the half term break, from Wednesday 4th - Friday 6th June
- The exam timetable has been posted onto the Year 8 page on Google Classroom, along with some revision guidance, links to further guidance on the school website, and blank revision resources.
- The students should be prepared for the exams starting. They have already had form time focused on the exam period, sessions in form time and revision lessons. It would be advisable to complete some revision over the break.
- Guidance around revision for each subject can be found on the Google Classroom pages for their subjects, as well as an overview of what to revise for each subject and where to find the resources on the Year page on Google Classroom:
- The exams will be sat in classrooms along the English and Maths corridors; forms will be split in half, and each half will be paired with half of a Year 7 form. The students will sit all of their exams in the same allocated seat in the same room.
- Seating plans will be shared with students when we arrive back after the half term break
- The Year 8 exams will be sat under formal exam conditions and with formal exam processes, such as the seating plans being displayed outside the rooms, mobile phones and watches will be expected to be turned off and in bags, bags left at the side of the room and only see through pencil cases and water bottles can be used.
- Students have been issued with these instructions in form time

Exam Timetable

	Wednesday 4 th June	Thursday 5 th June	Friday 6 th June
8.45-9.00	Form	Form	Form
9.00 – 9.05	Movement time	Movement time	Movement time
9.05-10.05	Lesson 1	Lesson 1	Lesson 1
10.05 -10.10	Movement time	Movement time	Movement time
10.10-11.10	English	Lesson 2	RS
11.10-11.30	Break	Break	Break
11.30-12.30	Geography	History	Science
12.30-1.10	Lunch	Lunch	Lunch
1.10-2.10	MFL	Maths	Lesson 4
2.10-2.15	Movement time	Movement time	Movement time
2.15-3.15	Lesson 5	Lesson 5	Lesson 5

Exam Equipment

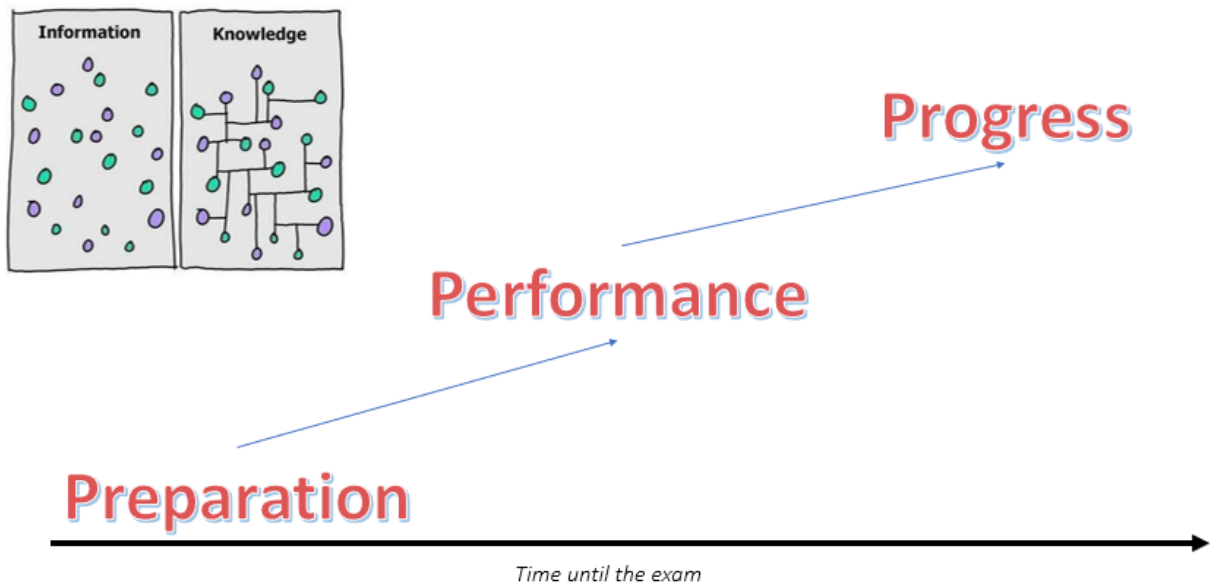
Clear pencil case
Pen x 2
Pencil
Ruler
Rubber
Calculator
Compass
Protractor
Reading book



Revision

- Each subject areas have delivered revision lessons to the Year 8 students in the run up to their exams.
- In these lessons, and in the sessions in form, students have been taught how to revise.
- An important part of revision is testing yourself – this is the ‘**Performance**’ stage of revision; after completing revisions clocks, mindmaps or cue cards, the students should be learning them.
- Rewriting out a mindmap from memory and then checking it with the one completed with their exercise book is a good way to see what they can remember. They can then add to the mindmap from memory with a different colour which will highlight what they don’t yet know from memory.

The Revision Process



- Seneca is a good platform for the students to use – they can access any courses themselves when they log in.
- More revision tips and ideas can be found on the Year 8 Google Classroom page and on the school website.

Subject specific exam support and topic lists

Maths

Using the programme SPARX here is a list of topics including the codes where students can practice in preparation for their exam

Topic	Sparx Codes
Adding and subtracting fractions	M835
Adding and subtracting numbers in standard form	U290
Angles on a line, Angles in a triangle	M818, M351
Calculating midpoints	M622
Converting between fractions, decimals and percentages	M264
Currency conversion	U610
Currency conversion	U610
Expanding single brackets and simplifying expressions	M792
Finding the area of rectangles, Solving equations with the unknown on both sides	M390, M554
Finding the area of rectangles, Using equivalent ratios to find unknown amounts	M390, M801
Interpreting frequency tables with grouped data	M441
Interpreting scatter graphs	M596
Interpreting two-way tables	M899
Multiplying a fraction by an integer	M157
Multiplying fractions, Simplifying fractions	M157, M671
Percentage change without a calculator, Finding original values in percentage ch	M476, M528
Plotting scatter graphs	M769
Plotting straight line graphs	M932
Plotting straight line graphs	M932
Properties of triangles	Q763
Reading and plotting coordinates	M618
Rounding integers	M111
Sample space diagrams	M718
Simplifying expressions containing a single variable	M795
Solving proportion problems	M478
Term-to-term rules for numerical sequences	M381
Using lines of best fit	U128
Using standard form with positive indices	M719
Using the correct order of operations	M521
Using the correct order of operations	M521
Writing and simplifying ratios	M885

English

Year 8 key learningto revise

Literary and content knowledge	Terminology and concepts	Skills
<ul style="list-style-type: none"> The <i>significance</i> of the Sherlock Holmes. <i>Conventions</i> of detective crime fiction, including: a seemingly unsolvable crime, a detective figure with superior skills of deduction, the use of a sidekick. The <i>history</i> and distinctive <i>features</i> of the novel form (the 'rise of the novel'). The <i>importance</i> of reading novels. The <i>significance</i> of Daniel Defoe's Robinson Crusoe. Romanticism: basic ideas and origins including science vs. nature, the sublime. The significance of Mary Shelley's Frankenstein and Bram Stoker's Dracula. The Gothic; including settings, characters, themes, motifs and techniques 	<ul style="list-style-type: none"> The concept of genre. Poetry terms including: <i>stanza, alliteration, assonance, sibilance, rhyme scheme, image</i>. Narrative structure (Freytag's pyramid of the narrative arc), <i>e.g. Exposition, inciting incident, rising action, dramatic climax, falling action, denouement, resolution</i>. Narrators: first-person, third-person/omniscient, reasons why a writer chooses a narrative perspective. Literary methods including: pathetic fallacy, symbolism. 	<ul style="list-style-type: none"> The PEEZL chain. The structure of a formal essay, <i>e.g.</i> Introduction, paragraphs organised around a topic, conclusion. Formal essay style: limited use of the first-person, precise vocabulary. Making language choices to 'show' (not tell) the reader about a character, setting, or situation. Characterisation: action, reaction, dialogue.

Science

Biology Topics:

- Food and Digestion: revision guide pages 8-12, Questions page 13 and page 183 Q12
- Gas exchange and respiration: revision guide pages 18-20, Questions page 21 and page 176 Q4
- Plants: revision guide page 30, questions page 34 Q2


Chemistry Topics:

- Gas tests and the environment: revision guide pages 97-99, questions page 100 and 183 Q11
- Reactivity and metal extraction: revision guide pages 57-58, 67-70, 83, 86-87, questions page 59 Q2, page 72 Q1&2, page 88-89, page 185 Q13
- Reactions of acids: revision guide pages 78 80-81, 84-85, questions page 79 Q1&2, page 82 Q1&2


Physics topics:

- Energy 2: revision guide pages 105-106,
- Electric circuits: revision guide pages 151-157, questions page 156 and page 186 Q14
- Sound: revision guide pages 136-137 and 145-148, questions page 144 Q4 and page 149

Geography



Year 8 Geography Exam



Use this revision list as a checklist for your revision – you should create revision material for each topic and then test yourself so that you learn it!

Section 1: Restless Earth

- Theory of Continental Drift
- Plate Margins – Constructive, Destructive, Conservative
- Distribution of Earthquakes and Volcanoes
- Shield Volcanoes
- Mt St Helens Eruption USA
- Why do people live near plate margins?

Section 2: Superpowers

- What are superpower countries?
- BRICS
- China – opportunities and challenges
- Russia – opportunities and challenges
- India – opportunities and challenges
- Brazil – opportunities and challenges

Geographical Skills

- Line graphs
- Bar charts
- Maps
- Command words

History

<p>Topics on the exam</p>	<p>How was England conquered in 1066?</p> <ul style="list-style-type: none"> - Who wanted the throne and why? - What happened at Stamford Bridge? - What happened at the Battle of Hastings? - The Feudal System - The Domesday Book - Castles - How did William deal with rebellions? <p>Why did the English fight the English?</p> <ul style="list-style-type: none"> - England before 1625 - Causes of the civil war - Battles in the civil war - What happened to Charles I? - Oliver Cromwell and Puritan England <p>Was the British Empire a force for good?</p> <ul style="list-style-type: none"> - Africa before the Europeans - Triangle of Trade - The Middle Passage - Life on the plantations - British rule in India - How did India get independence? <p>How did people get the right to vote?</p> <ul style="list-style-type: none"> - How democratic was Britain by 1800? - The Peterloo Massacre - The Chartists
<p>Preparation tasks</p>	<p>Revision clock on each topic Cue cards for each sub-topic Mind maps on each topic</p>
<p>Website links</p>	<p>1066: https://www.bbc.co.uk/bitesize/topics/zshtyrd https://www.bbc.co.uk/bitesize/topics/zvhjdp3 English Civil War: https://www.bbc.co.uk/bitesize/topics/zk4cwmn British Empire: https://www.bbc.co.uk/bitesize/topics/zi4fn9q https://www.bbc.co.uk/bitesize/topics/z7kvf82 https://www.bbc.co.uk/bitesize/topics/z2qj6sg https://www.bbc.co.uk/bitesize/topics/z8dfvwx</p>

Module 1:	Module 2:	Module 3:
<ul style="list-style-type: none"> ✓ Where you live, countries, areas ✓ What there is in your town ✓ Future: plans for the weekend 	<ul style="list-style-type: none"> ✓ Talking about festivals and celebrations ✓ Giving opinions about festivals 	<ul style="list-style-type: none"> ✓ School holidays ✓ Past tense ✓ Say where you went, when and how

<p>Stimmt 2 – Kapitel 1 Holidays</p> <ul style="list-style-type: none"> • To say what you did on holiday, how you travelled. • To talk about the weather using present and past tense. • To talk about what you did on holiday and what you thought of it. <p>Vocabulary revision practice Quizlet link – Chapter 1</p> <p>https://quizlet.com/gb/211698506/stimmt-2-module-1-ich-liebe-ferien-flash-cards/</p>	<p>Stimmt 2 – Kapitel 2 Media</p> <ul style="list-style-type: none"> • To give opinions and reasons you like or dislike films, • ... tv programmes and reading materials. • To talk about screen habits. <p>Vocabulary revision practice Quizlet link – Chapter 2</p> <p>https://quizlet.com/gb/207305518/bist-du-ein-medienfan-flash-cards/</p>	<p>Stimmt 2 – Kapitel 3 Healthy living</p> <ul style="list-style-type: none"> • To use present tense verbs to describe meals • To be able to use the imperative [commands] to understand and use recipes • To use modal verbs [must, can] to discuss healthy lifestyles and give advice <p>Vocabulary revision practice Quizlet link – Chapter 3</p> <p>https://quizlet.com/gb/916020329/bleib-gesund-flash-cards/</p>
---	---	--

<p>Jewish Life</p> <ul style="list-style-type: none"> • Jonah • The Torah • Bar/Bat Mitzvah • Jewish Weddings 	<p>Life and Beyond</p> <ul style="list-style-type: none"> • Christian Beliefs about the afterlife • Buddhist Beliefs about the Afterlife • The Sikh naming ceremony • Infant and Adult/Believers baptism • Memorials 	<p>Hindu Life</p> <ul style="list-style-type: none"> • The Tri <u>Murti</u> • The Caste System • What is reincarnation • Describe the god <u>Ganesha</u> 	<p>Religion, Art and Culture</p> <ul style="list-style-type: none"> • Explain the word Inclusion • Explain the word Diversity • Explain what the term 'The meaning of life' means • Describe a piece of culture you've seen that had religious themes/ideas 	<p>Muslim Life</p> <ul style="list-style-type: none"> • Muslim Artefacts • Muhammad's life • The 5 Pillars • Reasons it is difficult being Muslim in the UK • Reasons it is not difficult to be a Muslim in the UK
--	--	---	--	--

We hope you find this information useful, and we look forward to seeing students back in school on Monday 2nd June ready for their final term of Year 8.

Miss Jodie Hancock

Director of Learning: Year 8 & 9

Jhancock@poyntonhigh.org.uk

Mrs Jodi Horobin

Head of Year 8

Jhorobin@poyntonhigh.org.uk